

EDMONTON ELKS GAME NOTES

WEEK 11 @ OTT (5:00 p.m. MT)

THE COACHES

EDM	Chris Jones (6th season (3 EDM))	vs. OTT: 7-3-0 Career: 55-44-0 (reg.)
OTT	Paul LaPolice (2nd season)	vs. EDM: 5-3-0 Career: 19-45-0 (reg.)

NEED TO KNOW

FEAST ON THE EAST

- The Elks have won three straight games against East Division opponents, dating back to last season. All three wins have come on the road. The only East Division team Edmonton has not defeated as part of this streak is their Week 11 opponent, Ottawa.

TAYLOR RUNNING WILD

- Taylor Cornelius rushed for a career-high and team-leading 86 yards against the Saskatchewan Roughriders in Week 10. That is the most rushing yards for an Elks quarterback since Mike Reilly had 106 yards on Sept. 26, 2014, against Saskatchewan.




DEFENSIVE DUO MAKING AN IMPACT

- Jake Ceresna tied his career high with two sacks against the Roughriders in Week 10. Ceresna now has three sacks in two games since returning from the six-game injured list. His three sacks are 14th most in the CFL and leads the Elks through Week 10.
- After recording a team-leading seven total tackles against Saskatchewan, Nyles Morgan has 21 in three games this season, giving him the highest per game average (7.0) of any player in the CFL.

ELK TRACKS

- CFL debuts: Nate Evans (46), Dillon Mitchell (17).
- Elks debut: Jachai Polite (39).
- Sergio Castillo made field goals from 44 and 46 yards against Saskatchewan, giving the Elks kicker eight field goals from the 40-49 range this season, most in the CFL through Week 10.
- The last time Chris Jones coached Edmonton in a game against Ottawa was the 2015 Grey Cup, which the Green and Gold won 26-20 in Winnipeg.
- With six passes for 105 yards against Saskatchewan, Kenny Lawler enters Week 10 tied with Lucky Whitehead for most receptions (48) in the CFL. Lawler now has two 100-plus yard games this season, and is the only Elks player to top 100 yards in rushing or receiving in a game in 2022.

GAME DETAILS

	Friday, August 19 TD Place Stadium Ottawa, ON
	TSN Rod Smith (PBP), Duane Forde (Colour), Claire Hanna (Sideline)
	630 CHED Morley Scott (PBP), Dave Campbell (Colour), Blake Dermott (Analyst)

2022 SCHEDULE (2-7-0)

WEEK	DATE	OPPONENT	SCORE/TIME
1	Sat., June. 11	@ B.C.	59-15 L
2	Sat., June. 18	vs. Saskatchewan	26-16 L
3	Sat., June. 25	@ Calgary	30-23 L
4	Fri., July. 1	@ Hamilton	29-25 W
5	Thu., July. 7	vs. Calgary	49-6 L
6	Thu., July. 14	@ Montreal	32-31 W
7	Fri., July. 22	vs. Winnipeg	24-10 L
9	Sat., Aug. 6	@ B.C.	46-14 L
10	Sat., Aug. 13	vs. Saskatchewan	34-23 L
11	Fri., Aug. 19	@ Ottawa	5:00 p.m. MT
12	Sat., Aug. 27	vs. Ottawa	5:00 p.m. MT
13	Mon., Sept. 5	@ Calgary	2:30 p.m. MT
14	Sat., Sept. 10	vs. Calgary	6:00 p.m. MT
15	Fri., Sept. 16	@ Saskatchewan	7:30 p.m. MT
17	Sat., Oct. 1	vs. Montreal	2:00 p.m. MT
18	Sat., Oct. 8	@ Winnipeg	5:00 p.m. MT
19	Sat., Oct. 15	vs. Toronto	5:00 p.m. MT
20	Fri., Oct. 21	vs. B.C.	7:30 p.m. MT

THE SERIES

	29-9-0 in Edmonton Streak: 1 Loss 8-2-0 in last 10 Last: 16-12L / Aug. 7, 2021
	17-17-2 in Ottawa Streak: 1 Loss 6-4-0 in last 10 Last: 34-24 L / Sept. 28, 2021
	46-26-2 all-time Streak: 2 Losses 5-5-0 in last 10 Last: 34-24 L / Sept. 28, 2021

**2022 STARTERS (DEFENCE)**

WK	CB	HB	FS	HB	CB	WLB	MLB	SLB	DE	DT	DT	DE
1	Collins	Gainey	Elam	Decoud	Hoskins	Appolon	Konar	Sonnier	Costigan	Henry	Ceresna	McKever
2	Collins	Gainey	Antigha	Decoud	Lyon	Sheldon	Konar	Elam	Louis	Henry	Mrabure	Costigan
3	Collins	Gainey	Nelson	Decoud	Lyon	Konar	Lacey	Elam	Tyne	Henry	Rector	Thomas
4	Collins	Gainey	Hutter	Decoud	Lyon	Konar	Sheldon	Taylor	Costigan	Henry	Rector	Thomas
5	Collins	Gainey	Hutter	Decoud	Lyon	Konar	Davis	Taylor	Costigan	Henry	Rector	Thomas
6	Sonnier	Gainey	Hutter	Decoud	Collins	Konar	Watson	Taylor	Costigan	Henry	Coe	McKever
7	Sonnier	Gainey	Hutter	Decoud	Leonard	Konar	Morgan	Taylor	Costigan	Henry	Lucier-South	Thomas
9	Sonnier	Gainey	Carter	Lyon	Leonard	Konar	Morgan	Decoud	Lucier-South	Pelley	Ceresna	Costigan
10	Sonnier	Gainey	Hutter	Decoud	Lyon	Konar	Morgan	Makonzo	Costigan	Henry	Ceresna	Thomas
11												
12												
13												
14												
15												
17												
18												
19												
20												

2022 STARTERS (OFFENCE)

WK	WR	SB	R	SB	WR	LT	LG	C	RG	RT	RB	FB	QB
1	Walker	Lawler	Arceneaux	Marshall	Jones	Garcia	Foucault	Beard	Korte	Kelly	Wilder	Green	Arbuckle
2	Holley	Lawler	Arceneaux	Ross	Jones	Washington	Foucault	Beard	J-Kurdyla	Kelly	Wilder	Green	Arbuckle
3	Walker	Lawler	Arceneaux	Locksley	Jones	Washington	Foucault	Beard	Korte	Ivey	Wilder	Green	Arbuckle
4	Walker	Lawler	Arceneaux	Locksley	Jones	Washington	Foucault	Beard	Korte	Ivey	Badie	Green	Ford
5	Walker	Lawler	Arceneaux	Locksley	Jones	Washington	Foucault	Beard	Korte	Ivey	Badie	Litre	Ford
6	Walker	Lawler	Arceneaux	Locksley	Jones	Washington	Foucault	Beard	Korte	Ivey	Badie	Litre	Cornelius
7	Butler	Lawler	Arceneaux	Holley	Jones	Washington	Foucault	Beard	Korte	Ivey	Irons	Litre	Cornelius
9	Walker	Lawler	Arceneaux	Locksley	Osei-Kusi	Washington	Foucault	Beard	Korte	Ivey	Litre	Green	Cornelius
10	Walker	Lawler	Arceneaux	Locksley	Osei-Kusi	Washington	Foucault	Beard	Korte	Ivey	Litre	Green	Cornelius
11													
12													
13													
14													
15													
17													
18													
19													
20													

**2022 STARTERS (SPECIALS)**

WK	K	P	LS	RET
1	Castillo	Castillo	Adjey	Marshall
2	Castillo	Mengel	Adjey	Jackson
3	Castillo	Mengel	Adjey	Nelson
4	Castillo	Mengel	Adjey	Nelson
5	Castillo	Mengel	Adjey	Nelson
6	Castillo	Mengel	Adjey	Nelson
7	Castillo	Mengel	Adjey	Carter
9	Castillo	Ryan	Adjey	Nelson
10	Castillo	Ryan	Adjey	Nelson

2022 STARTERS (SPECIALS)

WK	K	P	LS	RET
11				
12				
13				
14				
15				
17				
18				
19				
20				

2022 LEADERS (PER GAME)

WEEK	VS.	RUSHES	RUSHING YDS	CATCHES	REC. YDS	TACKLES	ST TACKLES
1	BC	Wilder - 8	Wilder - 39	Walker - 6	Lawler - 72	Decoud - 6	Green - 2
2	SASK	Wilder - 9	Wilder - 40	Lawler - 12	Lawler - 149	Brady - 8	4 Players - 1
3	CALGARY	Wilder - 11	Wilder - 45	Arceneaux - 7	Arceneaux - 100	Lacey - 10	Green - 2
4	HAMILTON	Ford - 6	Ford - 61	Lawler - 4	Lawler - 43	Hutter/Lyon - 5	Dubuisson - 2
5	CALGARY	Badie - 10	Badie - 38	Arceneaux - 4	Arceneaux/Locksley - 61	Hutter/Thomas - 6	Thomas - 2
6	MONTREAL	Badie - 10	Badie - 39	Lawler - 7	Lawler - 92	Hutter - 8	Hutter - 2
7	WINNIPEG	Cornelius - 15	Cornelius - 59	Lawler - 7	Lawler - 98	Henry/Morgan - 4	3 Players - 1
9	BC	Cornelius/Litre - 4	Cornelius - 13	Walker - 7	Walker - 91	Morgan - 10	3 Players - 2
10	SASK	Litre - 9	Cornelius - 86	Lawler - 6	Lawler - 105	Morgan - 6	Costigan - 2
11							
12							
13							
14							
15							
17							
18							
19							
20							

**2022 LEADERS (SEASON)**

PASSING	GP	COMP-ATT / %	YARDS	TD	INT	EFFIC	INT %	AVG			
CORNELIUS, Taylor	4	72-122 / 59.0%	892	2	4	73.5	3.3	7.3			
FORD, Tre	3	18-32 / 56.3	219	1	2	61.8	6.2	6.8			
LOCKSLEY, Kai	2	5-8 / 62.5%	50	0	0	80.2	0.0	6.2			
RUSHING	GP	CARRIES	YARDS	AVG	LG	TD	10	20			
CORNELIUS, Taylor	4	30	178	5.9	26	2	8	2			
WILDER, James	3	28	124	4.4	11	0	2	0			
LITRE, Ante	7	23	116	5.0	13	0	6	0			
FORD, Tre	4	11	77	7.0	14	0	3	0			
RECEIVING	GP	REC-ATT	YARDS	YAC	AVG	LG	TD	30			
LAWLER, Kenny	9	48-78	622	176	13.0	34	4	1			
ARCENEUX, Manny	9	31-39	421	180	13.6	66	1	2			
WALKER, Derel	6	30-50	343	119	11.4	38	0	1			
RETURNS	GP	PR	YARDS	AVG	LG	TD	KOR	YARDS	AVG	LG	TD
CARTER, Duron	3	4	24	6.0	13	0	4	67	16.8	24	0
FG / CONVERTS	GP	FGA	MD	%	LG	<20	20-29	30-39	40-49	>=50	CVT
CASTILLO, Sergio	9	26	21	80.8	52	1	2	9	8	1	8
PUNTS / KO	GP	PUNTS	YARDS	AVG	LG	S	KO	YDS	AVG	LG	S
CASTILLO, Sergio	9	8	308	38.5	50	0	18	1207	67.1	100	0
RYAN, Jon	2	12	509	42.4	53	0	0	0	0	0	0

DEF. TACKLES	ST TACKLES	SACKS	INT	FORCED FUMBLE
GAINEY - 29	GREEN - 6	CERESNA - 3	ANTIGHA - 1	ANTIGHA - 1
KONAR - 28	THOMAS/OSEI-KUSI - 4	COSTIGAN - 2	CARTER - 1	CERESNA - 1
HUTTER - 26	5 players w/ 3	THOMAS - 2	GAINEY - 1	GAINEY - 1
HENRY - 23		HENRY - 1	KONAR - 1	HUTTER - 1
DECOUD - 22		KONAR - 1	LYON - 1	KONAR - 1
LYON - 21		LYON - 1	SHELDON - 1	MORGAN - 1
		MRABURE - 1	THOMAS - 1	
		RECTOR - 1		
		TYNE - 1		



WEEK 1 (@ BC)
SATURDAY, JUNE, 11
Attendance: 34, 082

Scoreboard table for Week 1: EDM vs BC. Final score: EDM 15, BC 59.

SCORING SUMMARY

1ST QUARTER

10:35 | N. ROURKE completed pass to J. BUTLER, caught at E10 (10 yds, 10 YAC) - TD; convert kick good----- 7-0 BC
7:38 | S. CASTILLO Field Goal (35 yds) ----- 7-3 EDM

2ND QUARTER

15:00 | S. CASTILLO Field Goal (37 yds)----- 14-6 EDM
10:16 | J. BUTLER Run (21 yds) - TD; convert kick good----- 21-6 BC
4:22 | N. ROURKE completed pass to J. BUTLER, caught at E7 (6 yds, 6 YAC) - TD; convert kick good----- 28-6 BC
1:13 | N. ROURKE Run (2 yds) - TD; convert kick good----- 35-6 BC
0:24 | N. ROURKE completed pass to K. HATCHER, caught at E1 (6 yds, 1 YAC) - TD; convert kick good----- 42-6 BC

3RD QUARTER

11:15 | K. LOCKSLEY Run QB Sneak (1 yds) - TD----- 42-12 EDM
5:32 | S. CASTILLO Field Goal (30 yds)----- 42-15 EDM
1:25 | N. ROURKE Run (17 yds) - TD; convert kick good----- 49-15 BC

4TH QUARTER

3:28 | S. WHYTE Field Goal (13 yds)----- 52-15 BC
1:53 | M. O'CONNOR Run QB Sneak (1 yds) - TD; convert kick good----- 59-15 BC

TEAM STATISTICS

Team statistics for Week 1: EDM vs BC. Includes offence, rushing, passing, turnovers, penalties, and defence stats.



WEEK 2 (vs. SSK)
SATURDAY, JUNE, 18
Attendance: 23, 121

Scoreboard table for Week 2: SSK vs EDM. Final score: SSK 26, EDM 16.

SCORING SUMMARY

1ST QUARTER

11:25 | B. LAUTHER Field Goal (50 yds)----- 3-0 SSK

2ND QUARTER

6:58 | B. LAUTHER Field Goal (18 yds)----- 6-0 SSK
3:00 | N. ARBUCKLE completed pass to K. LAWLER, caught at S0 (5yds, 0 YAC) - TD : convert kick good----- 7-6 EDM
1:10 | J. MORROW Run (2 yds) - TD; convert kick good----- 12-7 SSK

3RD QUARTER

11:17 | S. CASTILLO Field Goal (12 yds)----- 12-10 SSK
0:10 | S. CASTILLO Field Goal (30 yds)----- 13-12 EDM

4TH QUARTER

10:20 |B. LAUTHER Field Goal (41 yds)----- 15-12 SSK
7:11 | S. CASTILLO Field Goal (37 yds)----- 16-15 EDM
4:42 | C. FAJARDO completed pass to M. PICTON, caught at E0 (28 yds, 0 YAC) - TD - 2-pt convert good----- 23-16 SSK
1:07 | B. LAUTHER Field Goal (21 yds)----- 26-16 SSK

TEAM STATISTICS

Team statistics for Week 2: SSK vs EDM. Includes offence, rushing, passing, turnovers, penalties, and defence stats.



WEEK 3 (@ CGY) SATURDAY, June. 25 Attendance: 22, 739

Table with 6 columns: Team, 1st, 2nd, 3rd, 4th, FINAL. Rows for EDM and CAL.

SCORING SUMMARY

1ST QUARTER 9:43 | K. LOCKSLEY Run QB Sneak (1 yds) - TD: Two point convert no good----- 6-0 EDM
2ND QUARTER 5:31 | R. PAREDES Field Goal (46 yds)----- 6-3 EDM
3RD QUARTER 11:00 | M. MENGEL Punt (63 yds) - Single----- 14-10EDM
4TH QUARTER 8:55 | R. PAREDES Field Goal (35 yds)----- 23-17 CGY

TEAM STATISTICS

Table with 2 columns: EDM, CGY. Rows for OFFENCE, RUSHING, PASSING, TURNOVERS, PENALTIES, DEFENCE.



WEEK 4 (@ HAM) FRIDAY, July. 1 Attendance: 20, 233

Table with 6 columns: Team, 1st, 2nd, 3rd, 4th, FINAL. Rows for EDM and HAM.

SCORING SUMMARY

1ST QUARTER 12:29 | M. MENGEL Team Loss (7yds), Safety----- 2-0 HAM
8:09 | D. EVANS completed pass to S. DUNBAR, caught at E0 (21 yds, 0 YAC) - TD; convert kick good----- 9-0 HAM
2ND QUARTER 5:23 | S. CASTILLO Field Goal missed - single----- 16-7 HAM
3RD QUARTER 6:06 | M. DOMAGALA Field Goal (33 yds)----- 22-9 HAM
4TH QUARTER 11:28 | T. FORD completed pass to K. LAWLER, caught at H2 (10 yds, 2 YAC) - TD; convert good----- 22-22 -----

TEAM STATISTICS

Table with 2 columns: EDM, HAM. Rows for OFFENCE, RUSHING, PASSING, TURNOVERS, PENALTIES, DEFENCE.



WEEK 5 (vs. CAL)

THURSDAY, July, 7

Attendance: 23,023

Scoreboard table for Week 5 vs. CAL showing scores for 1st, 2nd, 3rd, 4th quarters and final score (CAL 49, EDM 6).

SCORING SUMMARY

1st QUARTER: 12:53 | R. PAREDES Field Goal (29 yds) - 3-0 CAL; 4:23 | S. CASTILLO Field Goal (38 yds) - 3-3; 2nd QUARTER: 12:10 | M. MENGEL team loss; 8:29 | R. PAREDES Field Goal (17yds) - 5-3 CAL; 4:23 | B. MITCHELL completed pass to M. HENRY, caught at C46 (89 yds, 64 YAC) - TD; Failed 2-point convert - 8-3 CAL; 3rd QUARTER: 13:15 | S. CASTILLO Missed FG, returned by P. LOGAN from C-12 (122 yds) - TD; convert kick good - 21-3 CAL; 6:00 | P. LOGAN Run (21 yds) - TD; convert kick good - 28-3 CAL; 2:40 | B. MITCHELL completed pass to L. HAKUNAVANH, caught at E0 (28 yds, 0 YAC) - TD; convert kick good - 35-3 CAL; 4th QUARTER: 11:42 | R. LEONARD Fumble, recovered by C. JUDGE at C47 (63 yds) - TD; convert kick good - 42-3 CAL; 5:51 | S. CASTILLO Field Goal (42 yds) - 42-6 CAL; 0:54 | T. STEVENS Run, QB sneak (1 yds) - TD; convert kick good - 49-6 CAL.

TEAM STATISTICS

CAL EDM

OFFENCE

470 --- YARDS --- 287; 30:34 --- POSSESSION TIME --- 29:26; 24 - 363 - 15.1 --- 1ST DOWN (NO - YARDS - AVG) --- 17 - 189 - 11.1; 18 - 129 - 7.2 --- 2ND DOWN (NO - YARDS - AVG) --- 18 - 88 - 4.9; 1 - 3 - 3.0 --- 3RD DOWN (NO - YARDS - AVG) --- 4 - 13 - 3.2

RUSHING

22 --- ATTEMPTS --- 17; 165 --- YARDS --- 88; 7.5 --- AVERAGE --- 5.2; 2 --- TOUCHDOWNS --- 0

PASSING

26 --- ATTEMPTS --- 30; 21 --- COMPLETIONS --- 20; 305 --- YARDS --- 199; 11.7 --- AVERAGE --- 6.6; 165 --- YARDS AFTER CATCH --- 69; 0 --- INTERCEPTIONS --- 2; 2 --- TOUCHDOWNS --- 0; 102 --- LONG --- 86; 80.8% --- COMPLETION % --- 66.7%; 143.91 --- EFFICIENCY --- 57.50

TURNOVERS

2 --- FUMBLES --- 2; 0 --- INTERCEPTIONS --- 2; 0 --- DOWNS --- 0

PENALTIES

7 - 72 --- TOTAL PENALTIES (NO - YARDS) --- 7 - 94; 2 - 9 --- OFFENCE (NO - YARDS) --- 4 - 41; 4 - 55 --- DEFENCE (NO - YARDS) --- 2 - 43; 1 - 8 --- SPECIAL TEAMS (NO - YARDS) --- 1 - 10

DEFENCE

37 --- DEFENSIVE TACKLES --- 42; 10 --- SPECIAL TEAMS TACKLES --- 6; 47 --- TOTAL TACKLES --- 48; 3 --- QB SACKS --- 2; 2 --- FORCED FUMBLES --- 2; 2 --- PASS KNOCKDOWNS --- 0; 2 --- INTERCEPTIONS --- 0; 2 --- FUMBLE RETURNS --- 2



WEEK 6 (@ MON)

THURSDAY, July, 14

Attendance: 16, 128

Scoreboard table for Week 6 @ MON showing scores for 1st, 2nd, 3rd, 4th quarters and final score (EDM 32, MON 31).

SCORING SUMMARY

1st QUARTER: 10:25 | S. BADIE Run (5 yds) - TD; convert kick no good - 6-0 EDM; 3:50 | D. COTE Field Goal (19 yds) - 6-3 EDM; 2nd QUARTER: 11:11 | T. HARRIS completed pass to T. PHILPOT, caught at E9 (6 yds, 6 YAC) - TD; convert kick good - 10-6 MON; 6:46 | T. HARRIS completed pass to E. LEWIS, caught at E0 (16 yds, 0 YAC) - TD; convert kick good - 17-6 MON; 5:25 | D. DAVIS Run (1 yds) - TD; convert kick good - 24-6 MON; 2:03 | S. CASTILLO Field Goal (21 yds) - 24-9 MON; 0:05 | S. CASTILLO Field Goal (46 yds) - 24-12 MON; 3rd QUARTER: 7:40 | D. DAVIS Run (2 yds) - TD; convert kick good - 31-12 MON; 3:03 | K. LOCKSLEY Run QB Sneak (1 yds) - TD; Failed 2-point convert - 31-18 MON; 4th QUARTER: 11:42 | K. LOCKSLEY Run QB Sneak (2 yds) - TD; convert kick good - 31-25 MON; 4:42 | T. CORNELIUS completed pass to K. LAWLER, caught at M0 (10 yds, 0 YAC) - TD; convert kick good - 32-31 EDM.

TEAM STATISTICS

EDM MON

OFFENCE

312 --- YARDS --- 321; 33:21 --- POSSESSION TIME --- 26:39; 27 - 298 - 11.0 --- 1ST DOWN (NO - YARDS - AVG) --- 17 - 178 - 10.5; 21 - 132 - 6.3 --- 2ND DOWN (NO - YARDS - AVG) --- 17 - 158 - 9.3; 2 - 3 - 1.5 --- 3RD DOWN (NO - YARDS - AVG) --- 1 - 2 - 2.0

RUSHING

23 --- ATTEMPTS --- 14; 82 --- YARDS --- 80; 3.6 --- AVERAGE --- 5.7; 3 --- TOUCHDOWNS --- 2

PASSING

32 --- ATTEMPTS --- 26; 19 --- COMPLETIONS --- 19; 230 --- YARDS --- 241; 7.2 --- AVERAGE --- 9.3; 43 --- YARDS AFTER CATCH --- 131; 1 --- INTERCEPTIONS --- 2; 1 --- TOUCHDOWNS --- 2; 38 --- LONG --- 42; 59.4% --- COMPLETION % --- 73.1%; 78.91 --- EFFICIENCY --- 95.19

TURNOVERS

0 --- FUMBLES --- 1; 1 --- INTERCEPTIONS --- 2; 0 --- DOWNS --- 0

PENALTIES

8 - 87 --- TOTAL PENALTIES (NO - YARDS) --- 13 - 193; 2 - 10 --- OFFENCE (NO - YARDS) --- 4 - 30; 3 - 42 --- DEFENCE (NO - YARDS) --- 6 - 133; 3 - 35 --- SPECIAL TEAMS (NO - YARDS) --- 3 - 30

DEFENCE

30 --- DEFENSIVE TACKLES --- 41; 6 --- SPECIAL TEAMS TACKLES --- 7; 36 --- TOTAL TACKLES --- 48; 1 --- QB SACKS --- 0; 0 --- FORCED FUMBLES --- 0; 0 --- PASS KNOCKDOWNS --- 2; 2 --- INTERCEPTIONS --- 1; 1 --- FUMBLE RETURNS --- 0



WEEK 7 (vs. WPG)

FRIDAY, July, 22

Attendance: 22, 716



WEEK 9 (@ BC)

SATURDAY, August, 6

Attendance: 16, 342

Scoreboard table for Week 7 vs WPG showing scores by quarter and final score (WPG 24, EDM 10).

Scoreboard table for Week 9 @ BC showing scores by quarter and final score (EDM 16, BC 46).

SCORING SUMMARY

1st QUARTER: 11:33 | Z. COLLAROS completed pass to R. BAILEY, caught at E0 (26 yds, 0 YAC) - TD; convert kick good... 7-0 WPG. 6:22 | S. CASTILLO Field Goal (52 yds) ... 7-3 WPG. 2:56 | M. LIEGGHIO Field Goal (20 yds) ... 10-3 WPG. 2nd QUARTER: 13:44 | S. CASTILLO Field Goal (44 yds) ... 10-6 WPG. 1:12 | Z. COLLAROS completed pass to D. SCHOEN, caught at E41 (81 yds, 41 YAC) - TD; convert kick good... 17-6 WPG. 3rd QUARTER: 8:04 | S. CASTILLO Field Goal (27 yds) ... 17-9 WPG. 1:46 | S. CASTILLO Missed Field Goal (48 yds), Single ... 17-10 WPG. 4th QUARTER: 3:00 | D. BROWN Run (2 yds) - TD; convert kick good ... 24-10 WPG.

TEAM STATISTICS

Team statistics for Week 7 vs WPG comparing WPG and EDM across categories: OFFENCE (Yards, Possession Time, Downs), RUSHING (Attempts, Yards, Average, Touchdowns), PASSING (Attempts, Completions, Yards, Average, Yards After Catch, Interceptions, Touchdowns, Long, Completion %, Efficiency), TURNOVERS (Fumbles, Interceptions, Downs), PENALTIES (Total, Offence, Defence, Special Teams), DEFENCE (Tackles, Sacks, Knockdowns, Interceptions, Fumble Returns).

SCORING SUMMARY

1st QUARTER: 8:18 | N. ROURKE completed pass to D. Rhymes, caught at E0 (2yds, 0 YAC)- TD; convert kick good... 7-0 BC. 3:29 | T. CORNELIUS completed pass to K. LAWLER, caught at B0 (19 yds, 0 YAC)- TD; convert kick good... 7-7 TIE. 0:02 | N. ROURKE completed pass to D. Rhymes, caught at E0 (3yds, 0 YAC) - TD; convert kick good... 14-7 BC. 2nd QUARTER: 8:52 | N. ROURKE completed pass to D. Rhymes, caught at E0 (15 yds, 0 YAC) - TD; convert no good... 20-7 BC. 5:55 | N. ROURKE completed pass to L. WHITEHEAD, caught at E37 (69 yds, 37 YAC) - TD; convert kick good... 27-7 BC. 1:59 | S. WHYTE Field Goal (47 yds) ... 30-7 BC. 0:13 | N. ROURKE completed pass to B. BURNHAM, caught at E0 (20 yds, 0 YAC) - TD; convert kick good... 37-7 BC. 3rd QUARTER: 10:27 | T. CORNELIUS Sacked by M. BETTS, Team Loss (-4 yds, Safety) ... 39-7 BC. 3:43 | N. ROURKE Run (7 yds) - TD; convert kick good... 46-7BC. 4th QUARTER

TEAM STATISTICS

Team statistics for Week 9 @ BC comparing EDM and BC across categories: OFFENCE (Yards, Possession Time, Downs), RUSHING (Attempts, Yards, Average, Touchdowns), PASSING (Attempts, Completions, Yards, Average, Yards After Catch, Interceptions, Touchdowns, Long, Completion %, Efficiency), TURNOVERS (Fumbles, Interceptions, Downs), PENALTIES (Total, Offence, Defence, Special Teams), DEFENCE (Tackles, Sacks, Knockdowns, Interceptions, Fumble Returns).



WEEK 10 (vs. SSK)

SATURDAY, August, 13

Attendance: 25, 351

	1st	2nd	3rd	4th	FINAL
SSK	8	13	1	12	34
EDM	7	10	0	6	23

SCORING SUMMARY

1ST QUARTER

12:34 | K. VEDVIK Punt (72 yds) - Single----- 1-0 SSK
 7:47 | T. CORNELIUS Run (10 yds) - TD; convert kick good----- 7-1 EDM
 2:20 | C. FAJARDO Run QB Sneak (1 yds) - TD; convert kick good----- 8-7 SSK

2ND QUARTER

13:04 | B. LAUTHER Field Goal (34 yds)----- 11-7 SSK
 2:49 | S. CASTILLO Field Goal (38 yds)----- 11-10 EDM
 0:56 | B. LAUTHER Field Goal (46 yds)----- 14-10 SSK
 0:31 | T. CORNELIUS Run (26 yds) - TD; convert kick good----- 17-14 EDM
 0:22 | S. CASTILLO Kickoff, Returned by M. ALFORD from S12 (98 yds) - TD; convert kick good----- 21-17 SSK

3RD QUARTER

8:52 | K. VEDVIK Punt (62 yds) - Single----- 22-17 SSK

4TH QUARTER

13:45 | S. CASTILLO Field Goal (44 yds)----- 22-20 SSK
 10:52 | S. CASTILLO Field Goal (46 yds)----- 23-22 EDM
 4:30 | C. FAJARDO completed pass to D. WILLIAMS, caught at E0 (24 yds, 0 YAC) - TD; Failed 2-point convert----- 28-23 SSK
 1:40 | C. FAJARDO Run (6 yds) - TD; convert kick missed----- 34-23 SSK

TEAM STATISTICS

SSK EDM

OFFENCE

261 --- YARDS --- 365
 28:24 --- POSSESSION TIME --- 31:36
 22 - 204 - 9.3 --- 1ST DOWN (NO - YARDS - AVG) --- 20 - 227 - 11.4
 19 - 115 - 6.1 --- 2ND DOWN (NO - YARDS - AVG) --- 21 - 131 - 6.2
 0 - 0 - 0.0 --- 3RD DOWN (NO - YARDS - AVG) --- 2 - 2 - 1.0

RUSHING

25 --- ATTEMPTS --- 26
 131 --- YARDS --- 156
 5.2 --- AVERAGE --- 6.0
 2 --- TOUCHDOWNS --- 2

PASSING

20 --- ATTEMPTS --- 23
 11 --- COMPLETIONS --- 13
 130 --- YARDS --- 209
 6.5 --- AVERAGE --- 9.1
 19 --- YARDS AFTER CATCH --- 58
 1 --- INTERCEPTIONS --- 1
 1 --- TOUCHDOWNS --- 0
 35 --- LONG --- 34
 55.0% --- COMPLETION % --- 56.5%
 70.83 --- EFFICIENCY --- 68.93

TURNOVERS

0 --- FUMBLES --- 1
 1 --- INTERCEPTIONS --- 1
 0 --- DOWNS --- 1

PENALTIES

9 - 100 --- TOTAL PENALTIES (NO - YARDS) --- 12 - 140
 5 - 45 --- OFFENCE (NO - YARDS) --- 1 - 15
 2 - 30 --- DEFENCE (NO - YARDS) --- 8 - 103
 2 - 25 --- SPECIAL TEAMS (NO - YARDS) --- 2 - 22

DEFENCE

42 --- DEFENSIVE TACKLES --- 38
 8 --- SPECIAL TEAMS TACKLES --- 6
 50 --- TOTAL TACKLES --- 44
 4 --- QB SACKS --- 3
 0 --- FORCED FUMBLES --- 1
 0 --- PASS KNOCKDOWNS --- 1
 1 --- INTERCEPTIONS --- 1
 1 --- FUMBLE RETURNS --- 0



ELKS GAME HIGHS/LOWS



OPPONENT HIGHS/LOWS vs. EDM

HIGH LOW

OFFENCE

365 (vs. SSK WK 10) --- YARDS --- 219 (@ BC WK 9)
37:14 (vs. WPG WK 7) --- POSSESSION TIME --- 24:38 (@ BC WK 9)
27 - 298 - 11.0 (@ MON WK 6) --- 1ST DOWN (NO - YARDS - AVG) --- 15 - 142 - 9.5 (@ BC WK 9)
21 - 136 - 6.5 (vs. SSK WK 2) --- 2ND DOWN (NO - YARDS - AVG) --- 17 - 66 - 3.9 (@ BC WK 9)
3 - 27 - 9.0 (vs. SSK WK 2) --- 3RD DOWN (NO - YARDS - AVG) --- 1 - 1 - 1.0 (@ BC WK 9)

RUSHING

26 (vs. SSK WK 10) --- ATTEMPTS --- 11 (@ BC WK 9)
156 (vs. SSK WK 10) --- YARDS --- 36 (@ BC WK 9)
6.0 (vs. SSK WK 10) --- AVERAGE --- 3.3 (@ BC WK 9)
3 (@ MON WK 6) --- TDS --- 0 (3 times, WK 2, 5, 7)

PASSING

42 (vs. WPG WK 7) --- ATTEMPTS --- 23 (vs. SSK WK 10)
25 (vs. WPG WK 7) --- COMPLETIONS --- 13 (vs. SSK WK 10)
315 (vs. SSK WK 2) --- YARDS --- 159 (@ HAM WK 4)
9.1 (vs. SSK WK 10) --- AVERAGE --- 6.1 (@ HAM WK 4)
136 (@ BC WK 1) --- YARDS AFTER CATCH --- 43 (@ MON WK 6)
4 (@ BC WK 1) --- INTERCEPTIONS --- 1 (6 times WK 3, 4, 6, 7, 9, 10)
1 (5 times WK 2, 3, 4, 6, 9) --- TOUCHDOWNS --- 0 (4 times WK 1, 5, 7, 10)
66 (vs. SSK WK 2) --- LONG --- 21 (@ HAM WK 4)
66.7% (vs. CAL WK 5) --- COMPLETION % --- 56.5% (vs. SSK WK 10)
83.53 (@ CGY WK 3) --- EFFICIENCY --- 38.80 (@ BC WK 1)

TURNOVERS

2 (2 times WK 5, 9) --- FUMBLES --- 0 (5 times WK 1, 3, 4, 6, 7)
2 (2 times WK 2, 7) --- DOWNS --- 0 (6 times WK 1, 3, 4, 5, 6, 9)

PENALTIES

12 - 140 (vs. SSK WK 10) --- TOTAL PEN (NO - YARDS) --- 3 - 20 (@ CGY WK 3)
4 - 41 (vs. CAL WK 5) --- OFFENCE (NO - YARDS) --- 2 - 8 (vs. WPG WK 7)
8 - 103 (vs. SSK WK 10) --- DEFENCE (NO - YARDS) --- 0 - 0 (@ CGY WK 3)
6 - 54 (@ HAM WK 4) --- SPECIALS (NO - YARDS) --- 1 - 10 (3 times WK 2, 3, 5)

DEFENCE

51 (@ BC WK 9) --- DEFENSIVE TACKLES --- 26 (vs. WPG WK 7)
9 (@ BC WK 9) --- SPECIAL TEAMS TACKLES --- 3 (vs. WPG WK 7)
60 (@ BC WK 9) --- TOTAL TACKLES --- 29 (vs. WPG WK 7)
4 (vs. SSK WK 2) --- QB SACKS --- 0 (3 times WK 1, 3, 7)
2 (vs. CAL WK 5) --- FORCED FUMBLES --- 0 (3 times WK 1, 6, 7)
2 (vs. WPG WK 7) --- PASS KNOCKDOWNS --- 0 (4 times WKS 1, 2, 5, 6)
2 (3 times WK 4, 6, 7) --- INTERCEPTIONS --- 0 (5 times 1, 2, 3, 5, 9)

HIGH LOW

OFFENCE

540 (@ BC WK 9) --- YARDS --- 261 (vs. SSK WK 10)
35:22 (@ BC WK 9) --- POSSESSION TIME --- 22:46 (vs. WPG WK 7)
24 - 363 - 15.1 (vs. CAL WK 5) --- 1ST DOWN (NO - YARDS - AVG) --- 19 - 130 - 6.8 (@ HAM WK 4)
22 - 213 - 9.7 (@ BC WK 1) --- 2ND DOWN (NO - YARDS - AVG) --- 19 - 115 - 6.1 (vs. SSK WK 10)
3 - 18 - 6.0 (@ BC WK 1) --- 3RD DOWN (NO - YARDS - AVG) --- 0 - 0 - 0.0 (vs. SSK WK 10)

RUSHING

28 (vs. SSK WK 2) --- ATTEMPTS --- 14 (@ MON WK 6)
187 (@ BC WK 1) --- YARDS --- 62 (@ BC WK 9)
7.5 (2 times WK 1, 5) --- AVERAGE --- 3.1 (@ BC WK 9)
5 (@ BC WK 1) --- TDS --- 0 (@ HAM WK 4)

PASSING

38 (@ BC WK 9) --- ATTEMPTS --- 16 (vs. WPG WK 7)
35 (@ BC WK 9) --- COMPLETIONS --- 7 (vs. WPG WK 7)
478 (@ BC WK 9) --- YARDS --- 130 (vs. SSK WK 10)
12.6 (@ BC WK 9) --- AVERAGE --- 6.4 (@ HAM WK 4)
170 (@ BC WK 9) --- YARDS AFTER CATCH --- 19 (vs. SSK WK 10)
2 (3 times WK 4, 6, 7) --- INTERCEPTIONS --- 0 (5 times 1, 2, 3, 5, 9)
5 (@ BC WK 9) --- TOUCHDOWNS --- 1 (4 times WK 2, 3, 4, 10)
102 (vs. CAL WK 5) --- LONG --- 26 (@ HAM WK 4)
92.1 (@ BC WK 9) --- COMPLETION % --- 43.8 (vs. WPG WK 7)
175.11 (@ BC WK 9) --- EFFICIENCY --- 66.20 (@ HAM WK 4)

TURNOVERS

2 (vs. CAL WK 5) --- FUMBLES --- 0 (4 times WK 1, 7, 9, 10)
1 (4 times WKS 1, 2, 4, 9) --- DOWNS --- 0 (5 times WK 3, 5, 6, 7, 10)

PENALTIES

13 - 193 (@ MON WK 6) --- TOTAL PEN (NO - YARDS) --- 3 - 30 (vs. WPG WK 7)
8 - 80 (vs. SSK WK 2) --- OFFENCE (NO - YARDS) --- 1 - 5 (vs. WPG WK 7)
6 - 133 (@ MON WK 6) --- DEFENCE (NO - YARDS) --- 1 - 5 (@ BC WK 1)
3 - 35 (@ BC WK 9) --- SPECIALS (NO - YARDS) --- 0 - 0 (vs. SSK WK 2)

DEFENCE

51 (vs. WPG WK 7) --- DEFENSIVE TACKLES --- 28 (@ BC WK 9)
10 (3 times WK 1, 5, 9) --- SPECIAL TEAMS TACKLES --- 3 (@ HAM WK 4)
57 (vs. WPG WK 7) --- TOTAL TACKLES --- 38 (@ BC WK 9)
5 (2 times WK 2, 9) --- QB SACKS --- 0 (@ MON WK 6)
2 (vs. CAL WK 5) --- FORCED FUMBLES --- 0 (5 times WK 1, 4, 6, 7, 10)
5 (vs. SSK WK 2) --- PASS KNOCKDOWNS --- 0 (vs. SSK WK 10)
4 (@ BC WK 1) --- INTERCEPTIONS --- 1 (6 times WK 3, 4, 6, 7, 9, 10)